


# Banksia Beach State School

## Queensland State School Reporting

### 2013 School Annual Report



Postal address	PO Box 243 Bribie Island 4507
Phone	(07) 3408 5333
Fax	(07) 3408 5300
Email	the.principal@banksiabeachss.eq.edu.au

Webpages Additional reporting information pertaining to Queensland state schools is located on the [My School](#) website and the [Queensland Government data](#) website.

Contact Person Mrs Jacqui KING, Principal

## Principal's foreword

### Introduction

Our Vision is to be known as a school of Excellence. Excellence in academic, sporting, performing arts and leadership. A school with high quality relationships with our parents and community. A school with high quality facilities, resources and outcomes.

We strive to:

- Develop a culture in the school where high expectations and aspiring to excellence is the norm for all.
- Develop a shared commitment to achieving Brand Banksia – Excellence.
- Provide quality educational experiences in a safe and supportive environment.
- Provide a strong academic, sporting and performing arts culture.
- Provide exceptional teaching for all students ensuring all children can perform to the best of their ability.
- Set and achieve SMART Targets for Cohorts and Year Levels.

The intent of this report is to provide parents and the community with a set of information that is common for all state and non- state schools in Queensland. It provides an overview of the highlights and successes for Banksia Beach State School during 2013.

# Queensland State School Reporting

## 2012 School Annual Report



### School progress towards its goals in 2013

- Getting Ready For Secondary School

Collaboratively developed and implemented an action plan with cluster ensuring all yr 7's will be ready for secondary School in 2015.

Ensured transition will be seamless through community and school collaboration.

- Develop Banksia Beach State School as an independent Public School ensuring all resources are utilised to improve student outcomes.

Developed 2 year Strategic Plan after review of identified areas under IPS utilising all resources to improve outcomes for students.

Developed SMART targets for all students in literacy and numeracy utilising enhanced flexibility to achieve targets.

Develop effective community partnerships with local business and other IPS Schools to further enhance outcomes and resources for students.

- Implement the Australian Curriculum

Reviewed and Implemented BBSS comprehensive, prescriptive and sequenced curriculum plan to implement ACARA utilising C2C and the Banksia Way.

Implemented P-12 Curriculum, Assessment and Reporting Framework across P-7 to ensure consistency.

Implemented benchmarks expectations for each year level and timelines of assessment enacted.

Electronic resource bank in Literacy and Numeracy developed for each unit in each year level

Developed a school wide collaborative learning environment to ensure consistency of practice and planning for improvement.



# Queensland State School Reporting

## 2012 School Annual Report



### Future outlook

#### Implement the Australian Curriculum and key literacy and numeracy improvement strategies

- Embed English, Mathematics, Science and History (National Curriculum) using the C2C resource ensuring alignment with community expectations.
- Trial Geography using the C2C resource
- Incorporate “Banksia Way” in all English and Mathematics Units.
- Implement the *Minimum curriculum time requirements for Queensland state schools – 2012 and 2013*.
- Familiarize staff with the curriculum area “The Arts” using the C2C resource during term 4, 2014
- Implement Banksia beach State School’s Assessment and Minimum Standards across the school.

#### Literacy Priority

##### ***Embed a balanced reading program***

Utilise “From Assessment to Programming” to identify and explicitly teach strategies to identified students.

Implement Phonemic Awareness Program in Prep-2 – utilising Sutherland Phonemic Awareness Test Data.

- Continue the use of a variety of teaching processes and resources to support the development of the literacy skill of Comprehension Strategies.
- Embed **comprehension strategies** into the reading procedures
- Use the reading procedures as a focus for Instructional Leadership to build teacher capacity through **observation and feedback**.
- **Participate in the Reading Module on line to further develop teacher’s ability to teach reading.**

##### ***Develop a balanced writing program***

- Embed Sheena Cameron writing strategies into the writing procedures
- Utilise from Assessment to Programming to ensure all students have the appropriate writing strategies.

#### Numeracy Priority

- Embed Mathematics best practice teaching that address key aspects of number as identified through NAPLAN and internal data sources Diagnostic Mathematics Assessment.
- Utilise Developing Mathematics Understanding through Cognitive Diagnostic Assessment Tasks to provide base line data to set targets on a 5 week rotation.

# Queensland State School Reporting

## 2012 School Annual Report



### **Getting Ready For Secondary School Parent and Community Engagement Framework.**

#### **Flying Start initiative**

- Liaise with feeder Secondary Schools
- Implement protocols around leadership arrangements re 2014 (School Captains, House Captains, Camps and Graduation ceremonies)
- Develop a communication strategy with community regarding relevant changes
- Continue the development of strategies concerning staffing and resource allocations
- Collaboratively develop and implement action plan with cluster ensuring all yr 7's are ready for secondary School in 2015.
- Ensure transition is seamless through community and school collaboration.

#### **Parent and Community Engagement Strategy**

- Promote parent participation in school events and provide opportunities for families to observe student learning and celebrate student achievement
- Use multiple communication channels to communicate with parents eg email, Twitter, SMS, telephone, web portal and letter
- Provide programs and opportunities for parents to build their capacity to support their child's learning
- Actively seek and develop a wide range of community partnerships through IPS sponsorship and branding.
- Continue strong relationships with Pacific Harbour and Bribie RSL to further develop Instrumental Music, Sport and initiatives for 2014 including Marching Band and Triathlon Club.

### **Implement performance reviews for all staff (eg. DPF) Learning and Wellbeing Framework Principal Leadership and School Capability**

#### **Developing Performance Framework**

- Embed in Term1 the DPF with all staff (teaching and non-teaching) ensuring an alignment to school improvement priorities and individual needs.
- Teaching staff Performance Plans align with AITSL: National Professional Standards for Teachers
- Consultation and feedback structures are in place and occur in a timely manner (Once a term)
- Implement processes to monitor staff and personal wellbeing
  
- Implement and review whole school collaborative curriculum framework that utilises the school improvement plan.
  
- Develop and implement a strategic plan which ensures we are on target for ASAA accreditation in 2015.

# Queensland State School Reporting 2012 School Annual Report



## T&L Audit priorities, Discipline Audit priorities, Internal Audit priorities, Opinion Survey priorities

### Curriculum Teaching and Learning/ Discipline Audit

- Implement recommendations from previous audit
- Develop and maintain school curriculum, assessment and reporting plans at whole-school level, year level and unit level which address all learning areas.
- Implement school based science testing using ACARA, Ways of Working and moderated across year level.
- Establish a common set of assessment tasks for each year level and across the school.

Simple and clear targets set out in Assessment and Reporting Framework

- Point in time assessment administered by Administration Team to monitor identified (through testing) areas of concern in the curriculum. Utilising From Assessment to Programming.

In-service to staff in the use and interpretation of measurement tools and the rationale behind point in time measurements.



Achievement Badges were introduced for the first time to encourage all students to aim and achieve at the highest standard.

## School Profile

**Coeducational or single sex:** Coeducational

**Year levels offered in 2013:** Preschool - Year 7

**Total student enrolments for this school:**

	Total	Girls	Boys	Enrolment Continuity (Feb – Nov)
201	957	440	517	94%
201	1036	472	564	94%
201	1085	509	576	93%

Student counts are based on the Census (August) enrolment collection.

### Characteristics of the student body:

Banksia Beach State School provides education to primary age students from Prep to Year 7. The School was established in 1992, and in 2013 had a total enrolment of 1085. 3% of students were identified as Indigenous students and 2% had a language other than English. 72% of the students come from middle quarter of socio economic groups, 17% from the top quarter and 10% from the bottom quarter. Banksia Beach's student enrolment is controlled by an enrollment management plan. There were 45 classes for students from Prep to Year 7. Classes consisted of single and multi-age classes.

### Average Class sizes

Phase	Average Class Size		
	2011	2012	2013
Prep – Year 3	24	23	23
Year 4 – Year 7 Primary	26	23	24
Year 7 Secondary – Year			
Year 11 – Year 12			



## School Disciplinary Absences

Disciplinary Absences	Count of Incidents		
	2011	2012	2013
Short Suspensions - 1 to	13	17	14
Long Suspensions - 6 to	3	1	2
Exclusions	0	0	0
Cancellations of	0	0	0

## Curriculum offerings

### Our distinctive curriculum offerings

Our distinctive curriculum offerings

- Banksia Beach offers a diverse range of learning opportunities for students. We have a well-developed core curriculum that focuses on eight key learning areas – English, Mathematics, Studies of Society and Environment, Science, Art , Music, Physical Education and Health and Languages Other Than English (Indonesian)
- Prep year’s teaching and learning programs, developed in accordance with the DET Early Years Curriculum Guidelines and multi-age teaching principles
- There are strongly defined curriculum plans which define areas of explicit teaching. These are developed from the Australian Curriculum, C2C and “The Banksia Way. “Banksia Beach has a very well developed Assessment and Reporting Framework which clearly defines targets and benchmarks for all year levels and subjects.
- Specialist programs are provided in music, instrumental music, gifted and talented extension classes, IT, Intervention including Support a Reader/Writer and Talker and Special Education.
- Banksia Beach through effective unit planning creates an environment which embraces information technology throughout the school. Our computer labs and connected classrooms ensure we are implementing “Smart Classrooms” strategies

## Extra curricula activities

Banksia Beach encourages children to participate in a wide variety of extracurricular programs in addition to the regular curriculum.

These include:

- Enrichment program in Mathematics and Science. Banksia Beach children achieved Highly Commended in the National Young Scientist of the Year and sixteen students achieved SPECTRA Awards from the Australian Science Teacher's Association Science students also won the University of Newcastle Science and Engineering Challenge.
- Senior, Junior and Boys only choirs.
- Competition Choir with a performance and competition focus. Successfully competed at several competitions. In 2013. They were finalists in the QYMA Champion Open Choir and received awards at the Sunshine Coast Eisteddfod.
- Instrumental Program which provides small group tuition in strings, woodwind, brass and percussion leading up to ensemble Instrumental music performances
- Banksia Beach Concert Band performed successfully at many venues and was awarded a Gold Medal at the Brisbane Band Festival. They were also awarded the "Performance of the Weekend." Brisbane Band festival 2013. They also won the St Columban's Primary School Band Competition.
- Big Band won the Brisbane Band Festival.
- A wide variety of sporting opportunities. We achieved Soccer, Netball, and Touch football district premiers. District Athletics and Cross Country Champions.
- Girls were the runners up in the Queensland Touch Football Championships.
- Student Council and School Leadership Program.





## How Information and Communication Technologies are used to assist learning

All students, staff and volunteer helpers have access to computers through a Local Area Network. Banksia Beach State School was awarded an AAA rating.

Banksia Beach State School has a very highly developed Information Technology program. Children have dedicated IT lessons and an IT Continua guides the development of skills from P-7. We have introduced Smart Boards and all Yr 7 children have access to a “Smart Classroom”. These classrooms are fitted with either desk top computers for each group or wireless laptops.

Each classroom has a minimum of four networked computers to enable improved outcomes.

Interactive whiteboards are available in all year levels.

Children have access to two computer labs both during school and break times. Extension IT classes and specialized areas are offered on Friday afternoon interest times.

All unit plans are written with an information technology focus and students are asked to demonstrate outcomes using specific programs. At least one assessment item per unit must be submitted using technology



Banksia Beach State School has a very highly developed IT Program that enables high level outcomes for students.

## Social climate

A safe and disciplined learning environment is supported by a strong behaviour management plan.

Children are encouraged to achieve Gold Certificates each term. These certificates then lead to the achievement of Bronze, Silver and Gold badges.

In 2013 we introduced Achievement Badges which children are able to earn in Sport, Music, Behaviour and Citizenship.

During 2013 Banksia Beach reviewed their values and the community decided our values are Pride, Unity Respect and Excellence.

Each assembly a class produces a skit or song to demonstrate one of these key values.

Some of the key aspects of our school climate include:

Class sizes maintained below 25 for early years and below 28 for middle years.

A full school uniform including a formal uniform and band performance uniforms.

Blazers were introduced in 2013 for all performance groups and all representational duties.

Buddy programs

High level of community involvement.

Lower and upper students have distinct playing areas during recess times but are provided with opportunities to interact at other times. These include:

Buddy classes

Student council

School events such as musicals, performance afternoons, celebration days, fetes and discos.



Students and staff compete together in the Bribie Island Triathlon Team Series Event.



A warm, safe and supportive environment is established for all students.

## Parent, student and staff satisfaction with the school

Banksia Beach State School enjoys a very high satisfaction rating from all parents, Students and staff. In 2013 the School Opinion Survey results indicated that 95% of parents and 99% of students felt that our school was a safe place. 100% of parents were satisfied with student discipline at our school. 100% of parents and students are satisfied that Banksia Beach is a good school. 98% of staff are happy working at Banksia Beach State School

### Performance measure (Nationally agreed items shown\*)

Percentage of parents/caregivers who agree that:	2012	2013
their child is getting a good education at school (S2016)	100%	100%
this is a good school (S2035)	100%	100%
their child likes being at this school* (S2001)	100%	100%
their child feels safe at this school* (S2002)	100%	95%
their child's learning needs are being met at this school* (S2003)	100%	100%
their child is making good progress at this school* (S2004)	100%	100%
teachers at this school expect their child to do his or her best* (S2005)	100%	100%
teachers at this school provide their child with useful feedback about his or	100%	95%
teachers at this school motivate their child to learn* (S2007)	100%	100%
teachers at this school treat students fairly* (S2008)	100%	100%
they can talk to their child's teachers about their concerns* (S2009)	100%	100%
this school works with them to support their child's learning* (S2010)	100%	100%
this school takes parents' opinions seriously* (S2011)	100%	100%
student behaviour is well managed at this school* (S2012)	100%	100%
this school looks for ways to improve* (S2013)	100%	100%
this school is well maintained* (S2014)	100%	95%

### Performance measure (Nationally agreed items shown\*)

Percentage of students who agree that:	2012	2013
they are getting a good education at school (S2048)	100%	99%
they like being at their school* (S2036)	100%	98%
they feel safe at their school* (S2037)	98%	99%
their teachers motivate them to learn* (S2038)	100%	100%
their teachers expect them to do their best* (S2039)	100%	100%

## Our school at a glance

their teachers provide them with useful feedback about their school work*	99%	99%
teachers treat students fairly at their school* (S2041)	97%	95%
they can talk to their teachers about their concerns* (S2042)	99%	95%
their school takes students' opinions seriously* (S2043)	97%	98%
student behaviour is well managed at their school* (S2044)	100%	98%
their school looks for ways to improve* (S2045)	99%	99%
their school is well maintained* (S2046)	98%	98%
their school gives them opportunities to do interesting things* (S2047)	99%	98%

### Performance measure

Percentage of school staff who agree that:	2013
they enjoy working at their school (S2069)	98%
they feel that their school is a safe place in which to work (S2070)	100%
they receive useful feedback about their work at their school (S2071)	93%
students are encouraged to do their best at their school (S2072)	100%
students are treated fairly at their school (S2073)	95%
student behaviour is well managed at their school (S2074)	95%
staff are well supported at their school (S2075)	95%
their school takes staff opinions seriously (S2076)	96%
their school looks for ways to improve (S2077)	100%
their school is well maintained (S2078)	100%
their school gives them opportunities to do interesting things (S2079)	100%

\* Nationally agreed student and parent/caregiver items were incorporated in the School Opinion Survey in 2012.

# Percentage of respondents who Somewhat Agree, Agree or Strongly Agree with the statement. Due to a major redevelopment of the surveys (parent/caregiver and student in 2012; staff in 2013), comparisons with results from previous years are not recommended.

DW = Data withheld to ensure confidentiality.



# Our school at a glance



Together we achieve great things.



## Involving parents in their child's education

Banksia Beach State School is highly respected in our school community and parental expectations are high. In 2013 96% of parents reported being satisfied with the opportunities they had to participate in the life of the school.

Parents are welcomed into our school to assist our school achieve greater outcomes.

Opportunities included:

- An extensive volunteer program including gifted and talented extension/ support a reader/writer and talker. Parents run extension maths and science classes and assist in the coaching of teams.
- Participation in classroom culminating activities at the end of units of work and special open days such as book week, under 8's week, sporting events, assemblies and Education Week.
- P&C functions and a variety of fundraisers.

Parents are provided with numerous opportunities to play an important role in their child's education. These include:

- P&C Meetings – once a month interested parents are invited to meet and discuss the direction our school is progressing in, fund raising activities and to hear a report from the Principal.
- Parents are encouraged through twice yearly reporting to share any concerns and to celebrate achievements.



Our Community is provided with many opportunities to be part of our school life!



## Reducing the school's environmental footprint

The school is actively involved in recycling. This program involves all classes educated on the values of recycling and participating on a weekly basis. We actively support travel smart to school initiatives to reduce pollution and greenhouse gas emissions.

The drop in water usage has been achieved through extensive investigations of water pipes and leakages.

	Environmental footprint indicators	
	Electricity kWh	Water kL
2010-2011	179,784	21,640
2011-2012	189,488	5,016
2012-2013	217,888	4,168

The consumption data is sourced from the validated utilities expenditure return which the school submits at the end of each financial year. The data provides an indication of the consumption trend in each of the utility categories which impact on the schools environmental footprint.



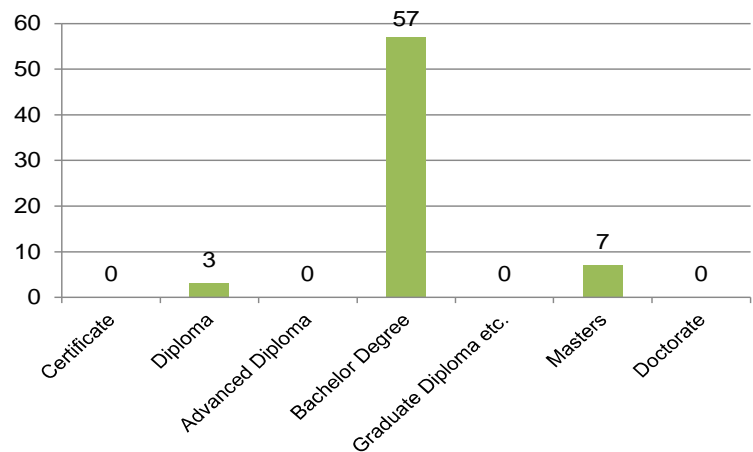
# Our staff profile

## Staff composition, including Indigenous staff

2013 Workforce Composition	Teaching Staff *	Non-teaching Staff	Indigenous Staff
Headcounts	67	37	0
Full-time	64	23	0

## Qualifications of all teachers

Highest level of attainment	Number of Teaching Staff *
Certificate	0
Diploma	3
Advanced Diploma	0
Bachelor Degree	57
Graduate Diploma etc.	0
Masters	7
Doctorate	0
<b>Total</b>	<b>67</b>



\* Teaching Staff includes School Leaders

\*\* Graduate Diploma etc. includes Graduate Diploma, Bachelor Honours Degree, and Graduate Certificate



## Our staff profile

### Expenditure on and teacher participation in professional development

The total funds expended on teacher professional development in 2013 were \$75 812 .

The major professional development initiatives are as follows:

Sheena Cameron – Teaching of Reading and Writing

Mathelatics

Mazarno – Art and Science of Teaching

ICT Young Learners

Prevention of Cyberbullying

Good to Great Schools

Whole School Positive School Behaviour

Effective use of Data Analysis

Australian Standards for Teachers

The proportion of the teaching staff involved in professional development activities during 2013 was 100 %.

Average staff attendance	2011	2012	2013
Staff attendance for permanent and temporary staff and school	97%	97%	97%

### Proportion of staff retained from the previous school year

From the end of the previous school year, 92% of staff was retained by the school for the entire 2013 school year.

### School income broken down by funding source

School income broken down by funding source is available via the *My School* website at <http://www.myschool.edu.au/>.

To access our income details, click on the *My School* link above. You will then be taken to the *My School* website with the following **'Find a school' text box**.

**Find a school**

Search by school name

Search by suburb, town or postcode

Sector  Government  
 Non-government

Where it says '**Search by school name**', type in the name of the school you wish to view, and select **<GO>**. Read and follow the instructions on the next screen; you will be asked to accept the **Terms of Use** and Privacy Policy before being given access to the school's *My School* entry web page.

School financial information is available by selecting '**School finances**' in the menu box in the top left corner of the school's entry web page. If you are unable to access the internet, please contact the school for a paper copy of income by funding source.

# Performance of our students

## Key student outcomes

Student attendance	2011	2012	2013
The overall attendance rate for the students at this school	93%	92%	91%
The overall attendance rate in 2013 for all Queensland state Primary schools was 92%.			

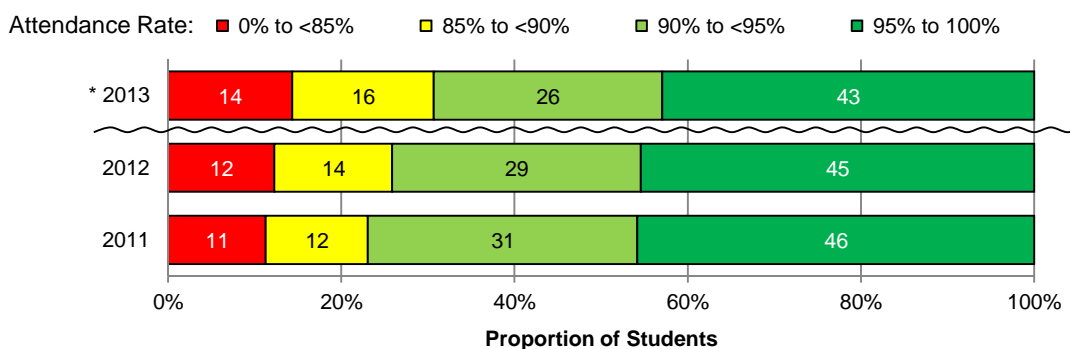
## Student attendance rate for each year level (shown as a percentage)

	Year 1	Year 2	Year 3	Year 4	Year 5	Year 6	Year 7	Year 8	Year 9	Year 10	Year 11	Year 12
201	93%	93%	93%	94%	92%	93%	91%					
201	92%	93%	93%	92%	94%	91%	92%					
201	91%	92%	92%	91%	92%	92%	90%					

DW = Data withheld to ensure confidentiality.

## Student Attendance Distribution

The proportions of students by attendance range.



\* The method for calculating attendance changed in 2013 – care should be taken when comparing data from 2013 to that of previous years.

## Description of how non-attendance is managed by the school

Non-attendance is managed in state schools in line with the DET policies, SMS-PR-029: Managing Student Absences and SMS-PR-036: Roll Marking in State Schools, which outline processes for managing and recording student attendance and absenteeism.

Rolls are marked by teachers every morning and afternoon session. Non-attendance is managed firstly by teachers requesting notes for all absences. Unexplained absences are followed up by admin staff on a Friday. Any concerning absenteeism is then managed by the principal.

At Banksia Beach state School everyday matters and unless ill children are expected to be in attendance. Deputies each week in their class visits reward students who have been in attendance all week and on time.

## National Assessment Program – Literacy and Numeracy (NAPLAN) results – our reading, writing, spelling, grammar and punctuation, and numeracy results for the Years 3, 5, 7 and 9.

Our reading, writing, spelling, grammar and punctuation, and numeracy results for the Years 3, 5, 7 and 9 are available via the My School website at <http://www.myschool.edu.au/>.

To access our NAPLAN results, click on the *My School* link above. You will then be taken to the *My School* website with the following 'Find a school' text box.

**Find a school**

Search by school name

Search by suburb, town or postcode

Sector  Government  
 Non-government

Where it says '**Search by school name**', type in the name of the school whose NAPLAN results you wish to view, and select <GO>.



## Performance of our students

Read and follow the instructions on the next screen; you will be asked to accept the **Terms of Use** and Privacy Policy before being able to access NAPLAN data.

If you are unable to access the internet, please contact the school for a paper copy of our school's NAPLAN results.

### Achievement – Closing the Gap

In Writing in all year levels the Indigenous mean was significantly above the North Coast Region and all State Schools.

The Indigenous mean in Year 5 has shown considerable improvement through specific and targeted strategies. Year 5 Reading Mean for Indigenous students is above State and North Coast Region's Mean.

Attendance rate has remained similar to previous years and we will continue to develop strategies to improve this attendance rate further.