


Banksia Beach State School (1989)  
Queensland State School Reporting  
2012 School Annual Report



Postal address	PO Box 243 Bribie Island 4507
Phone	(07) 3408 5333
Fax	(07) 3408 5300
Email	the.principal@banksiabeachss.eq.edu.au
Webpages	Additional reporting information pertaining to Queensland state schools is located on the <a href="#">My School</a> website and the <a href="#">Queensland Government data</a> website.
Contact Person	Mrs Jacqui King, Principal

## Principal's foreword

### Introduction

Our Vision is to be known as a school of Excellence. Excellence in academic, sporting, performing arts and leadership. A school with high quality relationships with our parents and community. A school with high quality facilities, resources and outcomes.

We strive to:

- Develop a culture in the school where high expectations and aspiring to excellence is the norm for all.
- Develop a shared commitment to achieving Brand Banksia – Excellence.
- Provide quality educational experiences in a safe and supportive environment.
- Provide a strong academic, sporting and performing arts culture.
- Provide exceptional teaching for all students ensuring all children can perform to the best of their ability.
- Set and achieve SMART Targets for Cohorts and Year Levels.

The intent of this report is to provide parents and the community with a set of information that is common for all state and non-state schools in Queensland. It provides an overview of the highlights and successes for Banksia Beach State School during 2012.



Banksia Beach Stage Band- Only Primary School Band at Fanfare Final in 2012.



Banksia Beach State School State Winner Showcase Awards for Excellence in Leadership and State Finalist in Excellence in Early Years.

# Queensland State School Reporting

## 2012 School Annual Report



### School progress towards its goals in 2012

We have achieved high level measurable success against our key priorities

#### **Key Priority 1. Consistent Curriculum Development, and Delivery of ACARA utilising C2C to Improve Outcomes for all Students.**

- We reviewed and refined our assessment and reporting framework to align with ACARA.
- We developed expected benchmarks for each year level and timelines of assessment enacted.
- We developed an electronic resource bank in Literacy and Numeracy developed for each unit in each year level
- A school wide collaborative learning environment was implemented to ensure consistency of practice.
- Curriculum programs were reviewed to ensure they aligned vertically and horizontally
- Implemented targeted initiatives, including implementing the government response to the Queensland Education Performance Review, School Improvement Plan and T&L Audit Action Plan.
- Implement a quality Early Years Curriculum to improve performance of all students in literacy, numeracy and science.
- Reviewed Literacy and numeracy plans ensuring they align with Australian curriculum and EQ's Roadmap

#### **Key Priority 2 Development of High Quality and Consistent Teaching Practice Through the use of Evidence Based Pedagogy.**

- Utilised ASOT project as a tool to improve the effectiveness and consistency of teaching practice.
- Implemented observation and feedback as a tool to enhance a professional learning culture amongst staff.
- Developed a whole school collaborative curriculum framework that utilises the school improvement plan.
- Developed a systematic way for sharing, reflecting and providing meaningful feedback on professional practice.
- Performance Plans initiated for all school staff in line with priorities from AIP.
- Further developed coaching and feedback capability of school leaders.

#### **Key Priority 3. Setting of SMART Targets and High Expectations for all Students in Literacy and Numeracy.**

- Quality curriculum programs for English, Maths and Science were implemented and monitored across all year levels to ensure an improvement in the proportion of students above the national minimum standard and in the upper two bands in reading, language conventions, writing and numeracy.
- Collected and used data in a planned manner to inform teaching and learning across the school. This data is collected Pre Prep – Year 7.
- Refined and embedded NAPLAN strategy
- Developed and implemented strategic and differentiated academic learning goals for reading aligned with reading and the achievement of the upper two bands.
- Enacted Closing the Gap strategy.
- Clear learning goals were provided for each lesson linked to the school improvement plan.

### Future outlook

2013 will be an exciting year for us. We are entering our journey as an Independent Public School. 2012 was a very high performing year for us in music, sport and academia. We look forward to building on this success with the added flexibility and autonomy that IPS brings to our school.

Banksia Beach State School's specific performance improvement agenda for 2013

#### **Getting Ready For Secondary School**

- Collaboratively develop and implement action plan with cluster ensuring all yr 7's are ready for secondary School in 2015.
- Ensure transition is seamless through community and school collaboration.

#### **Develop Banksia Beach State School as an independent Public School ensuring all resources are utilised to improve student outcomes.**

- Develop 2 year Strategic Plan after review of identified areas under IPS utilising all resources to improve outcomes for students.
- Develop SMART targets for all students in literacy and numeracy utilising enhanced flexibility to achieve targets.
- Develop effective community partnerships with local business and other IPS Schools to further enhance outcomes and resources for students.

# Queensland State School Reporting

## 2012 School Annual Report



### Implement the Australian Curriculum

- Review and Implement BBSS comprehensive, prescriptive and sequenced curriculum plan to implement ACARA utilising C2C and the Banksia Way.
- Implement P-12 Curriculum, Assessment and Reporting Framework across P-7 to ensure consistency.
- Implement benchmarks expectations for each year level and timelines of assessment enacted.
- Electronic resource bank in Literacy and Numeracy developed for each unit in each year level Develop a school wide collaborative learning environment to ensure consistency of practice and planning for improvement.

### DEVELOP AND ENACT A PEDAGOGICAL FRAMEWORK BASED ON ASOT

#### T&L AUDIT PRIORITIES

#### ASAA Priorities ensuring School is ready for accreditation in 2014

- Utilise ASOT project as a tool to improve the effectiveness and consistency of teaching practice.
- Implement Pedagogical and Curriculum Framework aligned to ASoT
- Implement observation and feedback as a tool to enhance a professional learning culture amongst staff.
- Implement and review whole school collaborative curriculum framework that utilises the school improvement plan.
- Implement all recommendations from T&L Audit. See Action Plan
- Develop a systematic way for sharing, reflecting and providing meaningful feedback on professional practice utilising ASoT and Developing performance Plan.
- Develop and implement a strategic plan which ensures we are on target for ASAA accreditation in 2014.



2012 South East Queensland Champion Cricket Team.

# Our school at a glance

## School Profile

**Coeducational or single sex:** Coeducational

**Year levels offered in 2012:** Prep - Year 7

**Total student enrolments for this school:**

	Total	Girls	Boys	Enrolment Continuity (Feb – Nov)
2010	889	422	467	93%
2011	957	440	517	94%
2012	1036	472	564	94%

Student counts are based on the Census (August) enrolment collection.

## Characteristics of the student body:

Banksia Beach State School provides education to primary age students from Prep to Year 7. The School was established in 1992, and in 2012 has a total enrolment of 1060. 3% of students are identified as Indigenous students and 2% have a language other than English. 72% of the students come from middle quarter of socio economic groups, 17% from the top quarter and 10% from the bottom quarter. Banksia Beach's student enrolment is controlled by an enrolment management plan. There were 43 classes for students from Prep to Year 7. Classes consisted of single and multi-age classes.

## Average Class sizes

Phase	Average Class Size		
	2010	2011	2012
Prep – Year 3	23	24	23
Year 4 – Year 10	26	26	23
Year 11 – Year 12			

## School Disciplinary Absences

Disciplinary Absences	Count of Incidents		
	2010	2011	2012
Short Suspensions - 1 to 5 days	7	13	17
Long Suspensions - 6 to 20 days	0	3	1
Exclusions	0	0	0
Cancellations of Enrolment	0	0	0

## Curriculum offerings

Our distinctive curriculum offerings

- Banksia Beach offers a diverse range of learning opportunities for students. We have a well-developed core curriculum that focuses on eight key learning areas – English, Mathematics, Studies of Society and Environment, Science, Art, Music, Physical Education and Health and Languages Other Than English (Indonesian)
- Prep year's teaching and learning programs, developed in accordance with the DET Early Years Curriculum Guidelines and multi-age teaching principles
- There are strongly defined curriculum plans which define areas of explicit teaching. These are developed from the Australian Curriculum, C2C and "The Banksia Way." Banksia Beach has a very well developed Assessment and Reporting Framework which clearly defines targets and benchmarks for all year levels and subjects.
- Specialist programs are provided in music, instrumental music, gifted and talented extension classes, IT, Intervention including Support a Reader/Writer and Talker and Special Education.
- Banksia Beach through effective unit planning creates an environment which embraces information technology throughout the school. Our computer labs and connected classrooms ensure we are implementing "Smart Classrooms" strategies

## Extra curricula activities

Banksia Beach encourages children to participate in a wide variety of extracurricular programs in addition to the regular curriculum.

These include:

- Enrichment program in Mathematics and Science. Banksia Beach children achieved Highly Commended in the National Young Scientist of the Year and sixteen students achieved SPECTRA Awards from the Australian Science Teacher's Association.
- Senior, Junior and Boys only choirs.
- Competition Choir with a performance and competition focus. Successfully competed at several competitions. In 2012 they were finalists in the QYMA Champion Open Choir and received awards at the Sunshine Coast Eisteddfod.
- Instrumental Program which provides small group tuition in strings, woodwind, brass and percussion leading up to ensemble Instrumental music performances
- Banksia Beach Concert Band performed successfully at many venues and was awarded a Gold Medal at the Brisbane Band Festival. They were also awarded the "Performance of the Weekend." Brisbane Band festival 2012. They also won the QYMA Champion Senior Band
- Big Band was the only primary school band to make the Fanfare Final where they successfully competed against 9 secondary schools. This Band also won their section of the Sunshine Coast Eisteddfod.
- Speaking competitions – Banksia Beach won the RSL Public Speaking Competition.
- A wide variety of sporting opportunities. We achieved Soccer, Netball, and Touch football district premiers. District Athletics and Cross Country Champions.
- Girls were the runners up in the Queensland Touch Football Championships.
- The Senior Boys won the Regional ARL and AFL Championship and were the South East Queensland Champions...
- Student Council and School Leadership Program.



Senior Choir QYMA Finalists

## How Information and Communication Technologies are used to assist learning

All students, staff and volunteer helpers have access to computers through a Local Area Network. Banksia Beach State School was awarded an AAA rating.

Banksia Beach State School has a very highly developed Information Technology program. Children have dedicated IT lessons and an IT Continua guides the development of skills from P-7. We have introduced Smart Boards and all Yr 7 children have access to a "Smart Classroom". These classrooms are fitted with either desk top computers for each group or wireless laptops.

Each classroom has a minimum of four networked computers to enable improved outcomes.

Interactive whiteboards are available in all year levels.

Children have access to two computer labs both during school and break times. Extension IT classes and specialized areas are offered on Friday afternoon interest times.

All unit plans are written with an information technology focus and students are asked to demonstrate outcomes using specific programs. At least one assessment item per unit must be submitted using technology

## Social climate

A safe and disciplined learning environment is supported by a strong behaviour management plan.

Children are encouraged to achieve Gold Certificates each term. These certificates then lead to the achievement of Bronze, Silver and Gold badges.

In 2012 we introduced Achievement Badges which children are able to earn in Sport, Music, Behaviour and Citizenship.

During 2012 Banksia Beach implemented "You Can Do It!" program. This social development program focuses on developing students' capabilities in relation to "Keys" for learning:

- Emotional resilience
- Confidence
- Persistence
- Organization
- Getting along skills.

Each assembly a class produces a skit or song to demonstrate one of these key values.

Some of the key aspects of our school climate include:

Class sizes maintained below 25 for early years and below 28 for middle years.

A full school uniform including a formal uniform and band performance uniforms.

Blazers were introduced in 2012 for all performance groups and all representational duties.

Buddy programs

High level of community involvement.

Lower and upper students have distinct playing areas during recess times but are provided with opportunities to interact at other times. These include:

Buddy classes

Student council

School events such as musicals, performance afternoons, celebration days, fetes and discos.



Students and staff compete together in the Bribie Island Triathlon Team Series Event.



### Parent, student and staff satisfaction with the school

Banksia Beach State School enjoys a very high satisfaction rating from all parents, Students and staff. In 2012 the School Opinion Survey results indicated that 100% of parents and 98.3%% of students felt that our school was a safe place. 100% of parents were satisfied with student discipline at our school. 100% of parents and students are satisfied that Banksia Beach is a good school. 100% of staff are happy working at Banksia beach State School.



Over 700 students marched in the Bribie Island RSL ANZAC Day march.

# Our school at a glance

<b>Performance measure</b> (Nationally agreed items shown*)	
Percentage of parents/caregivers who agree that:	2012 <sup>#</sup>
their child is getting a good education at school	100.0%
this is a good school	100.0%
their child likes being at this school*	100.0%
their child feels safe at this school*	100.0%
their child's learning needs are being met at this school*	100.0%
their child is making good progress at this school*	100.0%
teachers at this school expect their child to do his or her best*	100.0%
teachers at this school provide their child with useful feedback about his or her school work*	100.0%
teachers at this school motivate their child to learn*	100.0%
teachers at this school treat students fairly*	100.0%
they can talk to their child's teachers about their concerns*	100.0%
this school works with them to support their child's learning*	100.0%
this school takes parents' opinions seriously*	100.0%
student behaviour is well managed at this school*	100.0%
this school looks for ways to improve*	100.0%
this school is well maintained*	100.0%

<b>Performance measure</b> (Nationally agreed items shown*)	
Percentage of students who agree that:	2012 <sup>#</sup>
they are getting a good education at school	100.0%
they like being at their school*	100.0%
they feel safe at their school*	98.3%
their teachers motivate them to learn*	100.0%
their teachers expect them to do their best*	100.0%
their teachers provide them with useful feedback about their school work*	99.1%
teachers treat students fairly at their school*	96.5%
they can talk to their teachers about their concerns*	99.1%
their school takes students' opinions seriously*	96.5%





# Our school at a glance

student behaviour is well managed at their school*	100.0%
their school looks for ways to improve*	99.1%
their school is well maintained*	98.3%
their school gives them opportunities to do interesting things*	99.1%

## Performance measure (Nationally agreed items shown\*)

Percentage of school staff who agree:	2012 <sup>#</sup>
that they have good access to quality professional development	100.0%
with the individual staff morale items	99.0%

\* Nationally agreed student and parent/caregiver items were incorporated in the School Opinion Survey in 2012.

<sup>#</sup> Percentage of respondents who Somewhat Agree, Agree or Strongly Agree with the statement. Due to changes to the School Opinion Surveys in 2012, comparisons with results for previous years are not recommended.

DW = Data withheld to ensure confidentiality.



Together we achieve great things.

## Involving parents in their child's education

Banksia Beach State School is highly respected in our school community and parental expectations are high. In 2012 96% of parents reported being satisfied with the opportunities they had to participate in the life of the school.

Parents are welcomed into our school to assist our school achieve greater outcomes. Opportunities included:

- An extensive volunteer program including gifted and talented extension/ support a reader/writer and talker. Parents run extension maths and science classes and assist in the coaching of teams.
- Participation in classroom culminating activities at the end of units of work and special open days such as book week, under 8's week, sporting events, assemblies and Education Week.
- P&C functions. And a variety of fundraisers.

Parents are provided with numerous opportunities to play an important role in their child's education. These include:

- P&C Meetings – once a month interested parents are invited to meet and discuss the direction our school is progressing in, fund raising activities and to hear a report from the Principal.
- Parents are encouraged through twice yearly reporting to share any concerns and to celebrate achievements.

## Reducing the school's environmental footprint

Data is sourced from school's annual utilities return and is reliant on the accuracy of these returns.

The school is actively involved in recycling. This program involves all classes educated on the values of recycling and participating on a weekly basis. We actively support travel smart to school initiatives to reduce pollution and greenhouse gas emissions.

The drop in water usage has been achieved through extensive investigations of water pipes and leakages.

	Environmental footprint indicators	
	Electricity kWh	Water kL
2009-2010	168,070	1,804
2010-2011	179,784	21,640
2011-2012	189,488	5,016

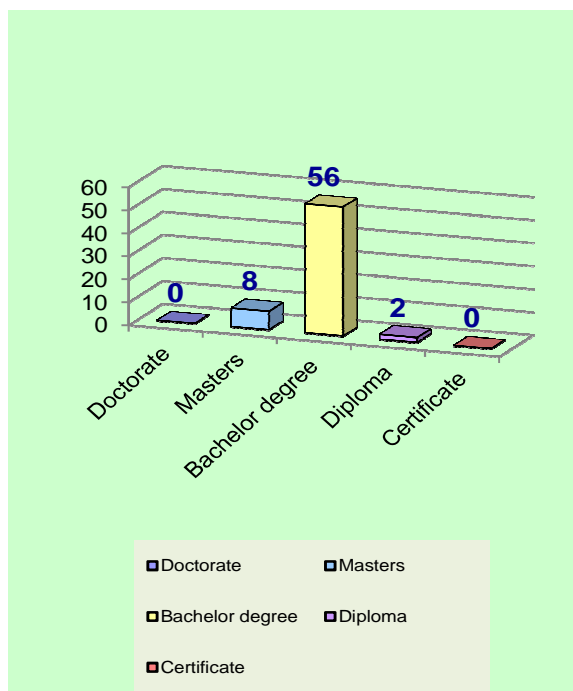
# Our staff profile

## Staff composition, including Indigenous staff

2012 Workforce Composition	Teaching Staff	Non-teaching Staff	Indigenous Staff
Headcounts	66	32	0
Full-time equivalents	61.4	20.2	0

## Qualifications of all teachers

Highest level of attainment	Number of classroom teachers and school leaders at the school
Doctorate	0
Masters	8
Bachelor degree	56
Diploma	2
Certificate	0



## Expenditure on and teacher participation in professional development

The total funds expended on teacher professional development in 2012 were \$48 467. The major professional development initiatives are as follows:

- The major professional development initiatives are as follows:
- Analysis of 2011 data and explicit teaching of expected literacy and numeracy outcomes.
- AS0T
- C2C
- Words Their Way
- Implementing ACARA
- Conferences and seminars on effective pedagogy.

## Our staff profile

Risk management  
Performance standards for teachers.  
First Aid  
ICTs as an effective learning tool.  
Coaching  
Marzano and Effective Feedback  
School wide pedagogy.  
Queensland Curriculum, Assessment and Reporting Framework.

The proportion of the teaching staff involved in professional development activities during 2012 was 100%.

Average staff attendance	2010	2011	2012
Staff attendance for permanent and temporary staff and school leaders.	97.3%	96.9%	97.3%

### Proportion of staff retained from the previous school year

From the end of the previous school year, 93.2% of staff was retained by the school for the entire 2012 school year.

### School income broken down by funding source

School income broken down by funding source is available via the My School website at <http://www.myschool.edu.au/>.

To access our income details, click on the *My School* link above. You will then be taken to the *My School* website with the following 'Find a school' text box.

**Find a school**

Search by school name

Search by suburb, town or postcode

Sector  Government  
 Non-government

Where it says 'Search by school name', type in the name of the school you wish to view, and select <GO>. Read and follow the instructions on the next screen; you will be asked to accept the **Terms of Use** and Privacy Policy before being given access to the school's My School entry web page.

School financial information is available by selecting 'School finances' in the menu box in the top left corner of the school's entry web page. If you are unable to access the internet, please contact the school for a paper copy of income by funding source.

## Key student outcomes

Student attendance	2010	2011	2012
The overall attendance rate for the students at this school (shown as a percentage).	92%	93%	92%
The overall attendance rate in 2012 for all Queensland state Primary schools was 93%.			

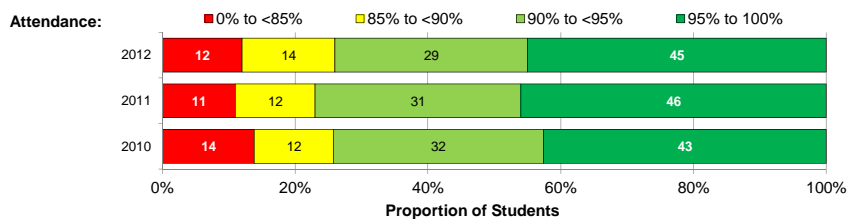
### Student attendance rate for each year level (shown as a percentage)

	Year 1	Year 2	Year 3	Year 4	Year 5	Year 6	Year 7	Year 8	Year 9	Year 10	Year 11	Year 12
2010	92%	94%	93%	91%	93%	93%	92%					
2011	93%	93%	93%	94%	92%	93%	91%					
2012	92%	93%	93%	92%	94%	91%	92%					

DW = Data withheld to ensure confidentiality.

### Student Attendance Distribution

The proportions of students by attendance range.



### Description of how non-attendance is managed by the school

Non-attendance is managed in state schools in line with the DET policies, SMS-PR-029: Managing Student Absences and SMS-PR-036: Roll Marking in State Schools, which outline processes for managing and recording student attendance and absenteeism.

Rolls are marked by teachers every morning and afternoon session. Non attendance is managed firstly by teachers requesting notes for all absences. Unexplained absences are followed up by admin staff on a Friday. Any concerning absenteeism is then managed by the principal.

At Banksia Beach state School everyday matters and unless ill children are expected to be in attendance. Deputies each week in their class visits reward students who have been in attendance all week and on time.



# Performance of our students

## National Assessment Program – Literacy and Numeracy (NAPLAN) results – our reading, writing, spelling, grammar and punctuation, and numeracy results for the Years 3, 5, 7 and 9.

Our reading, writing, spelling, grammar and punctuation, and numeracy results for the Years 3, 5, 7 and 9 are available via the My School website at <http://www.myschool.edu.au/>.

To access our NAPLAN results, click on the *My School* link above. You will then be taken to the *My School* website with the following 'Find a school' text box.

**Find a school**

Search by school name

Search by suburb, town or postcode

Sector  Government  
 Non-government

Where it says '**Search by school name**', type in the name of the school whose NAPLAN results you wish to view, and select <GO>.

Read and follow the instructions on the next screen; you will be asked to accept the **Terms of Use** and Privacy Policy before being able to access NAPLAN data.

If you are unable to access the internet, please contact the school for a paper copy of our school's NAPLAN results.



Banksia Beach State School is very proud of our continuing improvement in performance.

# Performance of our students

## Achievement – Closing the Gap

In Writing and Numeracy in all year levels the indigenous mean was significantly above the North Coast Region and all State Schools.

The indigenous mean was above the non-indigenous mean in all but two areas.

The indigenous and non-indigenous attendance gap has narrowed considerably from 4% to 2% further strategies are in place to further close this gap.



Banksia Beach State School encourages all students to do the "Do Bees"! Do Your Best, Be Your Best and Look Your Best!